



The Croft Preparatory School

Dulce et Forte

Homework Strategy *2019 - 2020 and beyond.*



The Croft Preparatory School

Dulce et Forte

A learning menu style was selected:

- *to encourage depth of learning*
- *teach time management skills*
- *to fit around sporting fixtures and other hobbies*

Pre-School to Year 2 encourages learning foundation skills through games and developing communication skills.

Year 3 to Year 6 encourage developing individuals unique creativity and encouraging them to reach their own full potential whilst providing opportunities for pupils to develop the school core values.

The whole system's synergy enables progressive opportunities that ensure all pupils are ready for their secondary school.



The Croft Preparatory School

Dulce et Forte

Pre-School

- Phonics flashcards
- Number flashcards
- Where appropriate, some Pre-School children may take a reading book

A learning menu is introduced

Additional comments:

- All flashcards are appropriate to their ability and are given out weekly.
- The phonics flashcards have sounds and actions on. There are four sets that then lead to a final certificate for the whole alphabet. Pupils are then encouraged to start to build words using the letters from the set. Following on from this pupils are placed onto the Dandelion Reading scheme, this is based on phonics reading.
- There are four sets of number flashcards that encourage pupils to recognise the numerals to the Numicon image. This allows for recognising the numerals and the number value.



The Croft Preparatory School

Dulce et Forte

Reception

- Phonics flashcards / word list
- Number flashcards
- Most children take a reading book home and are encouraged to read every evening.

A learning menu is introduced in Summer Term.

Additional comments

- Homework builds on the Pre-School flashcards and it gently prepares pupils for Year 1 homework. Pupils have weekly phonics and number flashcards but are encouraged to read more frequently. Then in Summer term pupils have a learning menu to select activities from to encourage independence.

Homework timetable:



<p>Daily</p> <p>Your child is expected to read their phonic flashcards and reading book at home daily and this will make a big impact on your child's love of reading and progress. Sharing stories and reading to your child are also good ways to develop reading skills.</p> <p>Your child will also bring home flashcards related to numbers and shapes. Your child's teacher will provide suggestions of how to extend your child's learning using these.</p>	<p>Friday</p> <p>A game will be sent home each week for you to play with your child as homework. The focus will alternate between Numbers and Phonics.</p> <p>You can record your experience with a comment or picture in your child's homework book.</p>
<p><u>Some Reception high frequency words</u></p>	<p><u>Helpful Websites</u></p>
<p>I you the</p> <p>go day of</p> <p>come was we</p> <p>went look this</p> <p>up are dog</p>	<p>Busy things https://www.busythings.co.uk/families This is the website we use in school. You can subscribe to it at home.</p> <p>Top Marks https://www.topmarks.co.uk/maths-games/5-7-years/counting This has an Early Years section and is free to use.</p>



The Croft Preparatory School

Dulce et Forte

Year 1

- Read at least 5 times a week; this should be recorded in their Homework Book.
- A phonics **or** a number game.


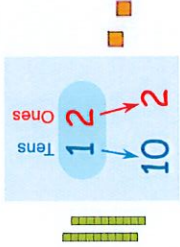
The phonics rule, that pupils are working on each week, will be sent home at the start of the week.

Additional Comments

- The games encourage core number and phonics skills that are fundamental to education and form the foundations to English and Maths learning. We encourage learning to be fun and engaging, this will ensure it is memorable. During this learning process it will also continue to develop pupils core speaking and listening skills that are imperative to the learning process. Within the games there are instructions that provide the game to be played at different levels therefore, it is not only differentiated it also allows for progression. This will directly inform parents how your child is getting on.
- The Journal book should be used by the parents / carers with comments and photographs. Pupils are welcome to write in the Journal too.



Homework timetable:

Monday	Friday	Daily
A new phonics pattern is introduced on Mondays and is revisited throughout the week. A programme of the phonics taught will be included in the homework journal for each half term.	A game will be sent home each week for you to play with your child as homework. The focus will alternate between Numbers and Phonics. You can record your experience with a comment or picture.	Your child is expected to read at home daily and this will make a big impact on your child's love of reading and progress. Sharing stories and reading to your child are also good ways to develop reading skills.
Key Concepts and Vocabulary		
Consonant clusters Two or more letters that you read together in quick succession. tree frog best	Digraph Two letters that make one sound. pie green moon	Phonics Phonics Play https://www.phonicsplay.co.uk/Phase4Menu.htm Phonics Bloom https://www.phonicsbloom.com/uk/game/list/phonics-games-phase-4
Place Value Place Value is the value each digit has within a number. We use this to order numbers. Order the number cards from greatest to smallest. 	Partitioning Partitioning is splitting numbers based on their place value. 	Mathematics Top Marks https://www.topmarks.co.uk/maths-games/5-7-years/counting ICT Games http://www.ictgames.com/resources.html

Helpful Websites



The Croft Preparatory School

Dulce et Forte

Year 2

- Read at least 5 times a week; this should be recorded in their Homework Book.
- An English game
- A Maths game

The phonics rule, that pupils are working on each week, will be sent home at the start of the week.

During the Lent and Summer Terms, Year 2 will be encouraged to practise timetables daily.

Additional Comments

- The Journal books can be written in by parents / carers with comments and photographs to show how they found the games. Pupils are encouraged to write in their Journal too. The Journal will demonstrate a year of progression.



Homework timetable:

Phonics	Friday	Daily				
A new phonics pattern is introduced on Mondays and is revisited throughout the week. A programme of the phonics taught will be included in the homework journal for each half term.	Two games will be sent home each week for you to play with your child as homework. One will focus on Numbers and the other will focus on Literacy. You can record your experience with a comment or picture. The games will need to be given out on Monday and handed in on Friday .	Your child is expected to read at home daily and this will make a big impact on your child's love of reading and progress. Sharing stories and reading to your child are also good ways to develop reading skills.				
Key Websites						
Consonants and Vowels: a e i o and u are all vowels	Long Vowel Sounds: ay, ee, ie, oa, ue	<u>Phonics</u> Phonics Play: https://www.phonicsplay.co.uk/Phase5Menu.htm Phonics Bloom: https://www.phonicsbloom.com/ ICT Games: http://www.ictgames.com/blendingBingo_LS.html				
Split Digraph A vowel digraph split by a consonant: note, cake, ride	Common Exception Words: These are words that don't follow a phonic rule: said, come, have					
Number Bonds How many different ways can you make 5 (0 and 5, 1 and 4, 2 and 3). Then do numbers 6, 7, 8, 9, 10, 20, 50, 100 https://www.theschoolrun.com/what-are-number-bonds	altogether = adding Tens and Units Numerals and Words Greater than >, Less than <, Equal to =	<u>Mathematics</u> BBC Super Movers: https://www.bbc.co.uk/sport/supermovers/42612496 Number Bonds https://www.youtube.com/watch?v=GyK8iEO5-GI Place Value https://www.topmarks.co.uk/maths-games/5-7-years/place-value-odd-and-even http://www.familylearning.org.uk/place_value_games.html				
<div>What number is represented in the place value chart?</div> <table><tr><td>Tens</td><td>Ones</td></tr><tr><td>9</td><td>1</td></tr></table> <div>Write two different number sentences for this number. ___ + ___ = ___ ___ = ___ + ___</div>	Tens	Ones	9	1	Counting in steps of 2, 5, 10 from any number	
Tens	Ones					
9	1					



The Croft Preparatory School

Dulce et Forte

Week Number	Example words that follow the phonics pattern
Week 1 Revision	<i>CVC words</i> <i>Consonant blends</i> <i>Long and short vowel sounds</i>
Week 2 The sound 'n' spelt 'kn' and 'gn' at the beginning of words	<i>knock, knee, knitting, knife, gnaw, gnash, gnarl</i>
Week 3 The sounds 'r' spelt 'wr' at the beginning of words	<i>write, wrote, wrong, wrap, wrist, wren</i>
Week 4 The sound 's' spelt 'c' before e, i and y	<i>race, ice, cell, city, face, space</i>
Week 5 The sound 'j' spelt -dge at the end of words	<i>badge, edge, bridge, fudge</i>
Week 6 The sound 'j' spelt with g before e, i, and y The sound 'j' always spelt with 'j' before a, o and u	<i>gem, magic, energy, giant</i> <i>jar, jog, jump</i>



The Croft Preparatory School

Dulce et Forte

Learning Menu

- One Learning Menu per half term
- Full coverage of the curriculum and research activities
- Track progress in Homework Journal
- Completed ready for the final week of half term












Additional Comments

- There are a range of different homework activities to choose from, including full coverage of the curriculum, community and research activities.
- Children are given one Learning Menu per half term and are supported within school with the task selection process. Staff will ensure there is frequent opportunity for pupils to discuss their homework and the progress being made, throughout the half term. All work should be ready for the final week of half term. Both staff and parents / carers should get children to track their progress using the dots on the Learning Menu.
- All Prep children have a Learning Menu to support home learning for their ability. A range of activities and clear instructions are written on the Learning Menu to explain the amount of work that is expected to be completed within the half term.
- The number of tasks is based on
 - the term length
 - the expectation of hours that should be spend on homework
 - the project / activity
- Aim for quality and depth of learning



Phonics	Maths	Daily
Regularly check your Homework Journal for any phonics activities.	Practise your times tables regularly ready for your weekly times tables test and complete any homework set by your teacher.	Read aloud to an adult or share a book of your choice every evening.

In the table, there are a range of different homework activities to choose from. You MUST complete the activities that are above and at least three activities from below. When you have completed a homework task, put a cross through the box and use your Homework Journal to record what you did. Be as creative as you like. You could include photographs, diagrams etc. or present as a PowerPoint.

<p><u>We are Chefs</u></p> <p>Go blackberry picking and make a crumble.</p> <p>Record your recipe, a drawing or photograph of your finished dessert and a review.</p>  	<p><u>We are Historians</u></p> <p>Option 1: Make a quiz with facts about the Stone Age.</p> <p>(Make sure you also have the answers).</p>  	<p><u>We are Readers</u></p> <p>Visit your local library and become a member! Use your new library card to take out some books. You could also write a book review.</p>  
<p><u>We are Writers</u></p> <p>Write a diary entry about going on a journey and discovering a fossil.</p>   	<p><u>We are Mathematicians</u></p> <p>Use the number cards to practise your understanding of place value and number bonds.</p> <p>Use the sheet provided to give you guidance on different games that you could play using your cards.</p> 	<p><u>We are Scientists (Rocks and Fossils)</u></p> <p>Create a model of a volcano OR create a fact file about volcanoes.</p> <p>E.g. what is a volcano? Where is a volcano is found? What are the different types? Famous eruptions. https://www.learning4kids.net/2012/04/11/how-to-make-a-homemade-volcano/</p> 



<p>Read aloud to an adult or share a book of your choice every evening. Write a review of your favourite book.</p>	<p>Practise your times tables regularly ready for your weekly times tables test and complete any homework set by your teacher.</p>	<p>Regularly check your homework folder for any spelling rules.</p>
<p>In the table, there are a range of different homework activities to choose from. You MUST complete the activities that are above and at least three activities from below. When you have completed a homework task, put a cross through the box and use your Homework Journal to record what you did. Be as creative as you like. Include photographs, diagrams, it's up to you!</p> <div data-bbox="619 1966 657 2154"> <p><u>We are Chefs</u></p> </div> <div data-bbox="683 1471 906 2154"> <p>Make Viking soup using ingredients that would be available to both them and us now today. Research which foods may be suitable for example; nettles, herbs and wild fruit. Write the recipe, take a photograph and put them both in your journal.</p> </div> <div data-bbox="914 1865 1010 2112"> </div> <div data-bbox="914 1447 1018 1574"> </div>	<div data-bbox="619 969 657 1440"> <p><u>We are Geographical Investigators</u></p> </div> <div data-bbox="683 768 906 1440"> <p>Research and find out about the River Avon which travels through Stratford Upon Avon. Be careful as there are many in the country. Where does it start? Where does it flow to? Find out about locks and how they work.</p> </div> <div data-bbox="930 790 1018 1440"> <p>Visit a local lock, take some photographs and explain how they work.</p> </div>	<div data-bbox="619 533 657 768"> <p><u>We are Readers</u></p> </div> <div data-bbox="683 107 1018 768"> <p>Visit your local library and become a member! Use your new library card to take out some books. Look at some non fiction and maybe take a look at a children's Bible. Can you find 3 stories from the Old Testament? Can you name 5 characters from it also? Can you re-tell the story to your family and in class?</p> </div>
<div data-bbox="1031 1944 1069 2154"> <p><u>We are Writers</u></p> </div> <div data-bbox="1094 1471 1270 2154"> <p>Write about a club or activity that you do out of school. Is it something you excel at? Have you done it for a long time? Who do you do it with? Do you wear a uniform? Tell us all about it in a piece of writing.</p> </div> <div data-bbox="1281 1731 1425 1843"> </div> <div data-bbox="1425 1447 1501 1693"> </div>	<div data-bbox="1031 1104 1069 1440"> <p><u>We are Mathematicians</u></p> </div> <div data-bbox="1094 768 1270 1440"> <p>Make a game that helps you and others to understand numbers to 1000. It can be a board game or instructions for a game that you can play in the playground.</p> </div> <div data-bbox="1297 790 1473 1440"> <p>Enrichment: Once you have mastered it, share it with friends, to enrich their understanding on numbers to 1000 also. You could also include operations (+, -, x, ÷).</p> </div> <div data-bbox="1425 768 1501 1014"> </div>	<div data-bbox="1031 521 1069 768"> <p><u>We are Scientists</u></p> </div> <div data-bbox="1094 107 1313 768"> <p>Research 1 endangered animal. Describe the animals habitat. Explain what changes to the environment have made the animal an endangered species. Suggest what can be done to save the animal from extinction. Make a poster.</p> </div> <div data-bbox="1337 521 1441 633"> </div> <div data-bbox="1425 107 1501 365"> </div>



The Croft Preparatory School

Dulce et Forte

Years 5 and 6

- Track progress using the dots on the Learning Menu
- Children will have the opportunity to discuss their Learning Menu Homework during form time with their class tutor, in Study Skills (Year 5), and in Library (Year 6).

The use of Learning Menus is designed to gradually develop children's independence and time management skills. The Croft have developed this homework strategy to support pupils:

- In the local community
- Developing research and communication skills
- Preparing for entrance examinations and 11+ examinations
- Prepare fully for secondary school

Year 5

Learning Menu including extension activities. Extension activities provided:

- Practise essay titles
- Examination practice
- Mock 11+ exams booklets
- Useful websites



Daily Learning:

Read independently or share a book of your choice 5 times a week.

Complete all Maths tasks set.

Research words that follow the weekly spelling rule.

In the table, there are a range of different homework activities to choose from. You must complete: the above activities; at least one wider world activity; and **four** curriculum activities. The entrance exam preparation activities are optional.

Homework will be discussed in tutor time and in Study Skills.

Track your progress using the dots. When you have completed your work use your Homework folder to record what you did. Be as creative as you like. In your folder you can include a photograph of any models or work larger than A4.

Wider World	Curriculum		
Research	Geology	Science	Music
Using NewsRound or First Newspaper, research a news story. Carryout research about the news story and create a non-fiction fact page about it. E.g. ocean pollution.	<p><i>The Geology of where you live</i></p> <p>Research the geology of where you live. Questions to consider are: how old are the rocks and what did the landscape look like?</p> <p>Present your knowledge in a way of your choice.</p> <p>You can begin this project after the first geology lesson in which we learn about the rocks your house is built on.</p>	<p>Brush up your observation skills by keeping a journal of how the moon changes shape over the course of a month. There is a sheet available for you to record drawings of the moon on.</p> <p>You'll need to spend about 3-5 minutes every evening on this for a month, starting on Monday 9th September</p>	<p><i>Task 1</i> - pick TWO musical elements from the list: tempo/ dynamics/structure/timbre/texture/ duration/tone/colour/pitch. Research the two elements and either complete a presentation/leaflet or poster about them both.</p> <p>Or</p> <p><i>Task 2</i> - listen to Mozart's 'Rondo alla Turca' and complete a piece of written work no more than 500 words on how the two elements that you have picked from task one are used in this piece of music.</p>
Community	Drama	Art / A&D	Geography
Learn 5-10 sentences using British Sign Language.	To research and present about the theatre setting and layout.	<p><i>Seeds.</i></p> <p>At this time of year seeds and fruits are all around us. Create 3 drawings, each one of a different seed or fruit. One in Pencil, one in coloured pencil and the final one in anything you like. Focus on detail and shading, and draw from real life not from a photograph.</p>	<p><i>Weather Around the World Mini-Project</i></p> <p>See additional sheet for details.</p>



The Croft Preparatory School

Dulce et Forte

Monday – 10 minutes' Maths

Wednesday – 10 minutes' Maths

Thursday – 10 minutes' Maths,

Friday – 30 minutes' Maths



The Croft Preparatory School

Dulce et Forte

Examination Preparation Maths		Examination Preparation English	
Write a revision booklet about a particular topic. E.g. All you need to know about multiplication.	Create a test paper with answers. There should be a variety of types of questions (e.g. word problems and sums) and about different units (e.g. addition, subtraction, fractions, shape etc.).	Essay Topic (plan, write, rehearse): for creative writing, the topics set for 11+ essays tend to have the same common themes, and it is worth having a “stock” story that can be used in each of these settings: Being lost, scared or alone	In 30 minutes, write an essay based on the title: The Lost Key 5 minutes planning, 20 minutes writing, 5 minutes review
Create two step work problems including: multiplication, division, addition, subtraction, fractions, percentages and or decimals. Lisa had £8. Then she saved £6 from her allowance and spent £1 on a comic book and £7 on a puzzle. How much money does Lisa have left?	Design your own Sudoku or Magic Square. Can you create an easy, medium and hard version?	Essay Topic (plan, write, rehearse): for creative writing, the topics set for 11+ essays tend to have the same common themes, and it is worth having a “stock” story that can be used in each of these settings: Taking a holiday	In 30 minutes, write an essay based on the title: A Surprising Spy 5 minutes planning, 20 minutes writing, 5 minutes review



The Croft Preparatory School

Dulce et Forte

Year 6 Learning Menu including extension activities.

For Michaelmas term extension activities provided are:

- *Practise essay titles*
- *Examination practice*
- *Mock 11+ exams booklets*

For Lent and Summer term extension activities provided are the above and:

- *Social and emotional secondary school preparation*
- *Academic preparation for secondary school*
- *Sample essay writing questions*



Read independently or share a book of your choice 5 times a week.









Complete all Maths tasks set.

Research words that follow the weekly spelling rule.

In the table, there are a range of different homework activities to choose from. You must complete: the above activities; **at least** one wider world activity; and four curriculum activities. You can do more to challenge and expand your own personal knowledge.

The exam preparation activities are optional.

Track your progress using the dots. When you have completed your work use your Homework folder to record what you did, remember to get a parent signature. Be as creative as you like. In your folder you can include a photograph of any models or work larger than A4.

Wider World	Curriculum		
Research	French	PE /Games	Computing
<p>Conduct detailed research into a family day out or a holiday. Include a breakdown of costs recorded in 'excel' (cost of eating out v. a picnic; cost of car v. public transport).</p> <p></p>	<p><u>Une Bande Dessinée (BD)</u></p> <p>Illustrate your own comic strip entitled "A day in the life of a Superhero".</p> <p>You will need to use the phrases we are learning this term that describe your daily routine. You will need to start your sentences with the time (24 hour clock in France).</p> <p>You will be shown examples.</p> <p></p>	<p>Research the history or an element of the Olympic Games.</p> <p>or</p> <p>Choose an Olympic or Commonwealth sport and re-search it's history.</p> <p>You can present your findings in any format that you wish.</p> <p></p>	<p>Create an animated story.</p> <p>Using the Scratch website create a short animated story. Try to add movement, speech bubbles and/or audio (sound effects) features.</p> <p>You can retell a well know story or make up your own.</p> <p>Use the tutorials to help you if you are unsure what to do.</p> <p></p>
Community	PSHE	RE	History
<p>Join in a local litter-pick event, or do one with your family (beware of safety).</p> <p></p>	<p>To create and carry out your own list of 5 to 10 acts of kindness and illustrate it on an A4 sheet using pictures or actual photographs.</p> <p>Think about acts that you could do for your family, your friends or anybody in school</p> <p></p>	<p>Research an RE topic so that you can begin to produce a project on a religious area of interest to you. It can be a religious person, a festival or a religion.</p> <p>Try to pick something original and that you don't know a lot about already so that both you, and we when you present it, learn a lot about the religious topic.</p> <p></p>	<p>Victorian Mini-Research Project.</p> <p>See additional sheet for details.</p> <p></p>



The Croft Preparatory School

Dulce et Forte

Tuesday – 10 minutes' short Maths

Wednesday – 10 minutes' short Maths

Thursday – 10 minutes' short Maths

Friday – 30 minutes' Maths



The Croft Preparatory School

Dulce et Forte

Secondary school preparation		Secondary school preparation Academic
<p>Your routine will change when you start secondary school. Talk together and try and work out what your new routine will look like. Fill in your routine for the morning before a school day (roughly) - write down what you will do and when.</p>	<p>Plan your journey to your new school. What will you need to take? What will you need in different times of the year e.g. torch? How many roads do you need to cross? Who will you be with? How do you catch a bus? What do you do if the bus breaks down? What do you do if you leave something on the bus? How do you indicate you need to get off the bus?</p>	<p>Develop your touch typing skills: https://www.bbc.com/bitesize/articles/z3c6tfr What level can you get to?</p> <p>Carryout a research project about 'The Amazon'. 1. Use the internet and books, make notes (not full sentences, remember to avoid copy and paste). 2. Keep a reference of all the websites and books you use. 3. Use a contents to help the reader navigate around your project.</p>
<p>Write or draw: all the things you are looking forward to at Secondary school. Then, write or draw all the things you are worried about at Secondary school (no matter how small you think they are). Talk these through at home or with a teacher.</p>	<p>Map out now until October all the things that will change. What will happen at school / at home and how you feel about it? Think about anything you know will happen in the summer holidays and next term at home or at secondary school.</p>	<p>Develop a vocabulary of academic words and phrases to use in writing and discussion. OR Make sense of figures of speech (such as puns or idioms) based on the context in which they are used.</p> <p>Write a persuasive argument against or for something political going on in the news at the moment. https://www.bbc.com/bitesize/guides/zyjdjxs/revision/1</p>



The Croft Preparatory School

Dulce et Forte

- Supporting your child with homework
- Every child is an individual

Additional Comments

- Children will be taught how to use their books / folders in school.
- Homework should not be a cause of problems at home. If a child has trouble with the work, parents / carers should let the subject teacher or class tutor know, ideally by writing a note in the Homework Diary / Journal, to enable us to give support as necessary. Please ensure notes are submitted before the final week of half term.
- Staff will encourage children to submit homework in a way that suits their learning style and utilises their strengths. For all pupils a research task, instead of being presented in written form, might take the form of a short audio or video recording, or a recorded interview where the child answers the questions posed. We would like to ensure individuals' creativity is celebrated and therefore, please ensure a record is kept in your child's Journal maybe through a printout or photo form to support the piece itself.
- Particularly for pupils who see Learning Support, it may be appropriate for a child to word process a piece of work themselves, or it may be that they could dictate it to a parent who types it.